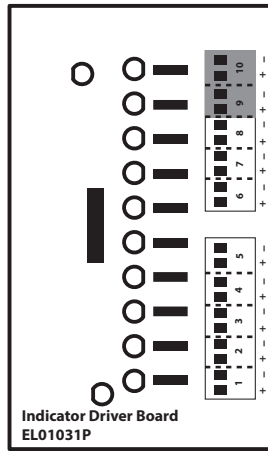
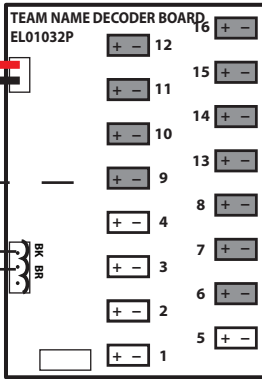


OUTPUTS

- 1. Home Team
- 2. Guest Team
- 3. Home Fouls
- 4. Player/Fouls
- 5. Guest Fouls
- Data: Brown (+)

NOT USED



OUTPUTS

- 1. H Bonus (inside)
- 2. H Bonus (outside)
- 3. Home Poss
- 4. Top Colon
- 5. Bottom Colon
- 6. Guest Poss
- 7. G Bonus (inside)
- 8. G Bonus (outside)

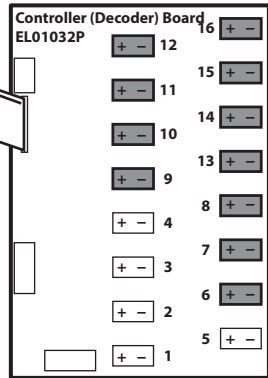
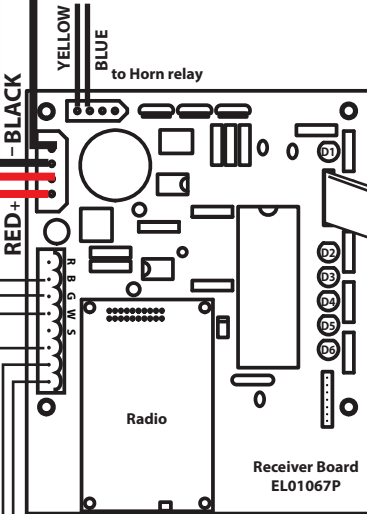
DC POS: Red (+)
DC NEG: Black (-)

NOT USED: 9,10

Hardwire DATA

- Green (6*) - BK
 - Blue/White (5*) - GN
 - Blue (4*) - W
 - Green/White (3*) - R
- *Numbers and colors refer to aas 4-conductor shielded cable to RJ45 connector

P1.1A



OUTPUTS

- 1.Timer
- 2. Home Score, TOL
- 3. Guest Score, TOL
- 4. Ind Drv Brd / Period
- 5. Fouls

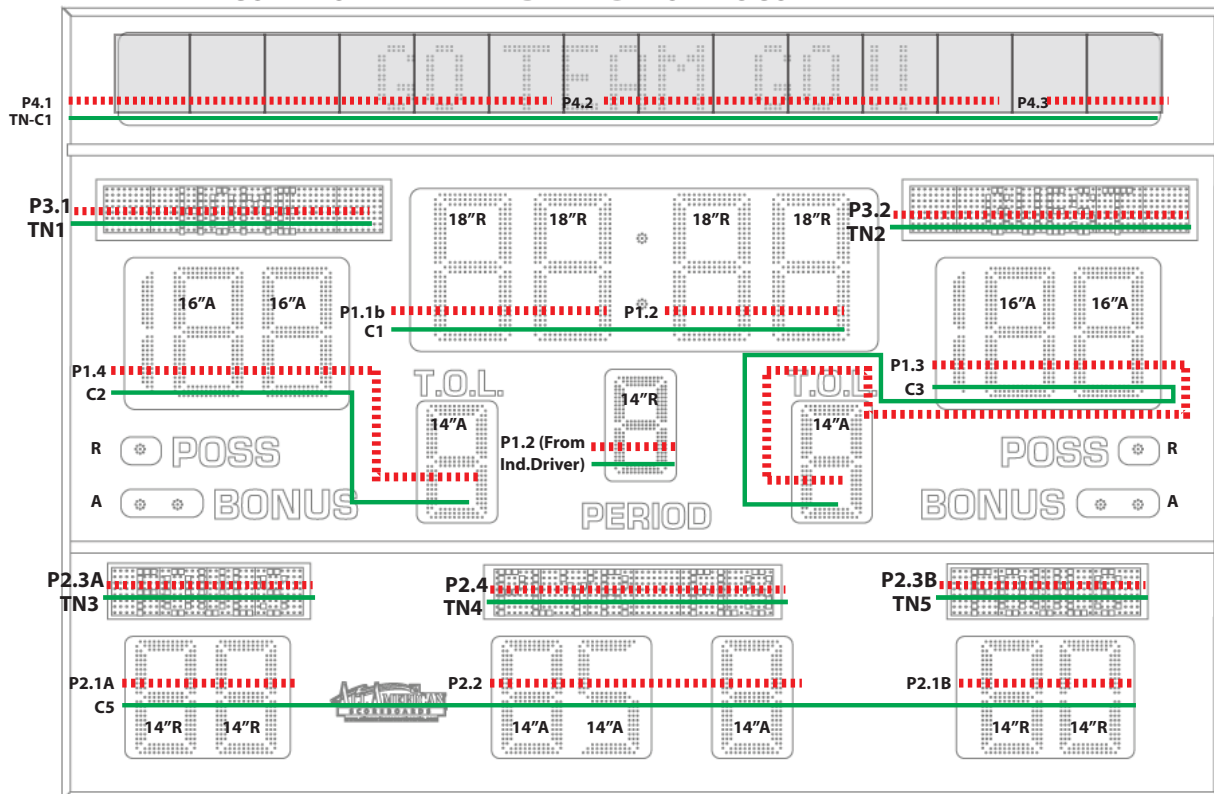
(+) Brown
(-) Blue

NOT USED
6 -> 16

8218XECTNEMC Basketball Controller Plate
CONTROLLER PLATE BEHIND HOME SCORE

Scoreboard Type: 400

"C" refers to controller board output. If Indicators are used, C4 data will go to the Indicator Driver Board and then to the digit(s).



Power Supply Outputs (Full Brightness & Full Digits):

P1.1 ≈ 4.02A	P1.2 ≈ 2.38A	P1.3 ≈ 3.94A	P1.4 ≈ 3.94A
P2.1 ≈ 3.87A	P2.2 ≈ 3.62A	P2.3 ≈ 3.51A	P2.4 ≈ 2.65A
P3.1 ≈ 2.65A	P3.2 ≈ 2.65A		
P4.1 ≈ 4.5A	P4.2 ≈ 4.5A	P4.3 ≈ 1.5A	P4.4 ≈ .25A

Legend: — = DATA - - - - - = 10.5VDC POWER

115 VAC / 60 Hz - 11.5 amps